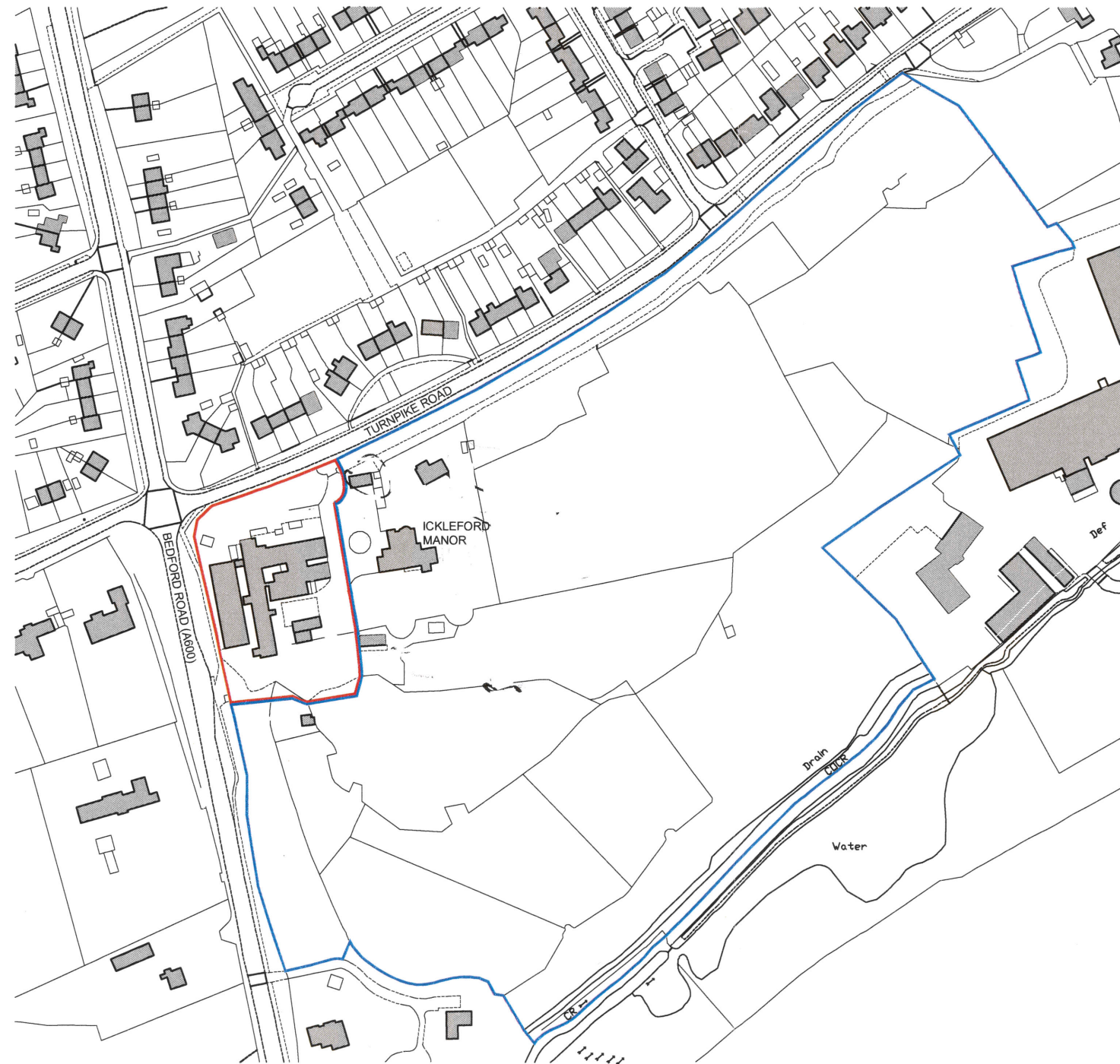
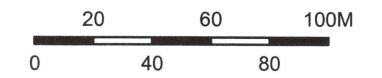
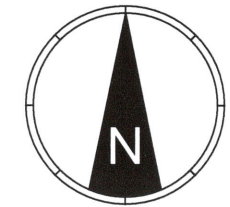


ATTENTION IS DRAWN TO THE FOLLOWING REMAINING SIGNIFICANT HAZARDS

NOTES

1. ALL DIMENSIONS TO BE VERIFIED ON SITE
2. COPYRIGHT OF THIS DRAWING IS RESERVED BY RDT ARCHITECTS
3. THIS DRAWING IS FOR PLANNING PURPOSES ONLY



PL1	PLANNING ISSUE	EJP	08.08.16
REV	DESCRIPTION	BY	DATE
STATUS			

PLANNING

CLIENT

JARVIS HOMES LTD

PROJECT

ICKLEFORD MANOR
TURNPIKE LANE
HITCHIN, SG5 3XE

DRWG TITLE

SITE
LOCATION PLAN

DRAWN BY	DATE	SCALE	CHECKED BY
EJP	JUNE 16	1:2500@A3	CC

DRWG No.	PAPER SIZE	REVISION
1079-PL-001	A3	PL1



5 Kinsbourne Court, Luton Road
Harpenden Hertfordshire AL5 3BL
T: +44(0)1582 461060
E: rdt@rdtarchitects.co.uk
www.rdtarchitects.co.uk

SITE LOCATION PLAN